

# Islands Trust


## STATEMENT OF FINANCIAL INFORMATION APPROVAL

The undersigned represents the Trust Council of the Islands Trust and approves all the statements and schedules included in this Statement of Financial Information, produced under the *Financial Information Act*.

A handwritten signature in cursive script, appearing to read 'P Luckham', is written in black ink.

---

Peter Luckham  
Chair of the Executive Committee, Trust Council



# Islands Trust

The Financial Statements contained in this Statement of Financial Information under the Financial Information Act have been prepared by management in accordance with generally accepted accounting principles or stated accounting principles, and the integrity and objectivity of these statements are management's responsibility. Management is also responsible for all the statements and schedules, and for ensuring that this information is consistent, where appropriate, with the information contained in the financial statements.

Management is also responsible for implementing and maintaining a system of internal controls to provide reasonable assurance that reliable financial information is produced.


The Trust Council is responsible for ensuring that management fulfils its responsibilities for financial reporting and internal control and exercises this responsibility through the Audit Committee of Trust Council. The Audit Committee meets with management and the external auditors two times a year.

The external auditors, KPMG, conduct an independent examination, in accordance with generally accepted auditing standards, and express their opinion on the financial statements. Their examination does not relate to the other schedules and statements required by the Act. Their examination includes a review and evaluation of the corporation's system of internal control and appropriate tests and procedures to provide reasonable assurance that the financial statements are presented fairly. The external auditors have full and free access to the Audit Committee of Trust Council and meet with it on a regular basis.

On behalf of **Islands Trust**

A handwritten signature in black ink, appearing to read 'Julia Mobbs', is written over a horizontal line.

Julia Mobbs  
Director, Administrative Services



# Islands Trust

## **SCHEDULE OF GUARANTEE AND INDEMNITY AGREEMENTS**

Islands Trust has not given any guarantees or indemnities under the Guarantees and Indemnity Regulation

## **STATEMENT OF SEVERANCE AGREEMENTS**

There were no severance agreements made between Islands Trust and its non-unionized employees during fiscal year 2017/2018.

Prepared under the Financial Information Regulation, Schedule 1,  
Subsection 6 (7)

A handwritten signature in black ink, appearing to read 'Julia Mobbs', is written over a horizontal line.

Julia Mobbs  
Director, Administrative Services



**SCHEDULE OF REMUNERATION & EXPENSES FOR TRUSTEES**  
 APRIL 1, 2017 TO MARCH 31, 2018

LAST NAME	FIRST NAME	POSITION	GROSS REMUNERATION	TAXABLE BENEFITS	REMUNERATION INCLUDING TAXABLE BENEFITS	TOTAL EXPENSES
Allen	Alexander	Trustee	\$10,626.72	\$1,575.00	\$12,201.72	\$1,519.33
Barber	Diane	Trustee	\$13,568.75	\$1,575.00	\$15,143.75	\$1,440.66
Bertrand	Ronald	TFB	\$1,050.00		\$1,050.00	\$2,165.42
Brent	Paul	Trustee	\$9,035.75	\$1,575.00	\$10,610.75	\$405.65
Busheikin	Laura	Trustee/Vice Chair	\$44,444.31	\$1,575.00	\$46,019.31	\$17,541.29
Critchley	David	Trustee	\$10,540.69	\$1,575.00	\$12,115.69	\$1,683.45
Crumblehulme	Brian	Trustee	\$11,208.72	\$1,575.00	\$12,783.72	\$1,881.37
Dodds	Jeanine	Trustee	\$11,208.72	\$1,575.00	\$12,783.72	\$782.05
Fast	Sue Ellen	Trustee	\$3,326.02		\$3,326.02	\$1,310.97
Grams	George	Trustee/Vice Chair	\$64,735.34	\$1,575.00	\$66,310.34	\$12,464.83
Grove	Peter	Trustee	\$30,831.72	\$1,575.00	\$32,406.72	\$2,345.34
Harris	George	Trustee	\$11,111.75	\$1,575.00	\$12,686.75	\$1,175.71
Harrison	Richard	TFB	\$900.00		\$900.00	\$401.04
Hunter	Kenneth	Trustee	\$9,321.72	\$1,575.00	\$10,896.72	\$363.65
Law	Tony	Trustee/TFB Chair	\$12,376.72	\$489.00	\$12,865.72	\$6,282.74
Luckham	Peter	Trustee/TFB/Vice Chair/Council Chair	\$51,701.38	\$1,575.00	\$53,276.38	\$12,943.40
Mamoser	Melanie	Trustee	\$19,320.71		\$19,320.71	\$3,366.35
Masselink	Derek	Trustee	\$13,568.75	\$1,575.00	\$15,143.75	\$353.00
McConchie	Bruce	Trustee	\$8,473.69	\$1,575.00	\$10,048.69	\$723.72
Middleton	Lee	Trustee	\$9,035.75	\$1,575.00	\$10,610.75	\$747.31
Morrison	Susan	Trustee/TFB/Vice Chair	\$44,740.33		\$44,740.33	\$13,075.15
Morse	Alison	Trustee	\$3,326.02		\$3,326.02	\$2,773.38
O'Sullivan	Heather	Trustee	\$18,320.75	\$1,575.00	\$19,895.75	\$1,134.31
Peterson	Timothy	Trustee	\$8,936.75	\$787.50	\$9,724.25	\$535.12
Pottle	Sandy	Trustee	\$12,111.71		\$12,111.71	\$1,907.01
Rogers	Dan	Trustee	\$11,280.71		\$11,280.71	\$1,698.98
Scholefield	Wendy	Trustee	\$8,473.69	\$1,575.00	\$10,048.69	\$808.90
Stamford	Kate-Louise	Trustee/TFB	\$11,330.75	\$1,575.00	\$12,905.75	\$3,702.17
Williams	Robin	TFB	\$2,100.00		\$2,100.00	\$481.20
<b>TOTAL 2017/18</b>			<b>\$467,007.92</b>	<b>\$29,626.50</b>	<b>\$496,634.42</b>	<b>\$96,013.50</b>
<b>TOTAL 2016/17</b>			<b>\$451,357.92</b>	<b>\$31,845.60</b>	<b>\$483,203.52</b>	<b>\$91,980.61</b>

**Disclosure of contracts with Elected Officials:**

There were no contracts with Elected Officials relevant to the requirements of the Community Charter


**Employer Portion:**

Canada Pension Plan: \$16,048.69

**RECONCILIATION FOR ELECTED OFFICIALS PAYMENTS**

Total Remuneration	\$467,007.92
Total Taxable Benefits	29,626.50
Subtotal	\$496,634.42
Reconciling Items - non-remuneration Council Services	620,555.58
Total	\$1,117,190.00
Total per Statement of Operations for Council Services	\$1,117,190.00
Variance	\$0.00

**Note:** Trustee expenses are paid in accordance with Islands Trust policies (7.2.i. Trustee Remuneration and 7.2.iii Trustee Travel). The amount of expenses incurred reflects the number of activities a Trustee is involved in (eg: Executive Committee Member, Executive Chairs of Local Trust Committee, Committee involvement such as Financial Planning Committee, Local Planning Committee and Trust Programs Committee) and the distance traveled to attend Islands Trust activities. Expenses for travel vary year to year based on the locations of Executive Committee and quarterly Trust Council meetings. Remuneration includes taxable benefits.



# Islands Trust


## SCHEDULE OF PAYMENTS TO SUPPLIERS

APRIL 1, 2017 TO MARCH 31, 2018

SUPPLIERS OVER \$25,000	Aggregate amount paid to Supplier
AON REED STENHOUSE	\$159,336.50
BC HYDRO CAD	\$52,946.16
BLACKMAN SUPPORT SERVICES	\$117,105.59
COLLIERS MACAULEY NICOLLS	\$278,511.50
DILLON CONSULTING LTD	\$52,452.74
DRIFTWOOD PUBLISHING LTD	\$30,510.08
EE'USK CONSULTING LTD	\$98,589.63
FERRIS, CHRISTINE	\$30,068.00
MEADOWWOOD VILLAGE DEVELOPMENT	\$42,063.00
MINISTER OF FINANCE - Employee Benefits	\$822,239.08
MONK OFFICE SUPPLY LTD	\$31,322.80
PACIFIC AUDIO WORKS	\$39,311.31
PACIFIC BLUE CROSS	\$42,752.70
PEOPLE POWER PRODUCTIONS INC	\$91,761.24
PEOPLE SOURCE STAFFING SOLUTIONS INC	\$25,410.81
PROWSE, LINDA	\$29,350.67
SHAW BUSINESS SOLUTIONS	\$33,145.62
SLP CONSULTING	\$70,293.76
SYNDITECH SOLUTIONS	\$26,216.08
TELUS MOBILITY	\$27,262.73
YOUNG ANDERSON	\$219,452.18
<b>Total Aggregate Amount Paid to Suppliers over \$25,000</b>	<b>\$2,320,102.18</b>
<b>Total Consolidated Payments of \$25,000 or less</b>	<b>\$192,564.96</b>
<b>Total Expenditures for Goods &amp; Services</b>	<b>\$2,512,667.14</b>

## RECONCILIATION

Total Expenditures by Object per Financial Statements	\$7,131,865.00
Less: Amortization	(76,262.00)
salaries and benefits	(4,232,814.00)
expenses paid to or on behalf of employees this fiscal year	(214,108.36)
expenses paid to or on behalf of trustees this fiscal year	(96,013.50)
Net expenditures to Suppliers	<u>\$2,512,667.14</u>



# Islands Trust

## SCHEDULE OF REMUNERATION & EXPENSES FOR EMPLOYEES

APRIL 1, 2017 TO MARCH 31, 2018

EMPLOYEES	POSITION	REMUNERATION	EXPENSES
Beeston, David	Information Systems Coordinator	\$76,581.90	\$3,592.51
Cermak, Stefan	Regional Planning Manager	\$94,609.79	\$4,525.59
Eggen, Marnie	Island Planner	\$81,809.93	\$6,184.70
Elliason, Jennifer	Manager, Islands Trust Fund	\$79,179.53	\$2,802.61
Frater, Clare	Director of Trust Area Services	\$98,692.91	\$11,040.02
Hotsenpiller, Russel	Chief Administrative Officer	\$161,445.44	\$13,817.36
Kjerulf, Ann	Regional Planning Manager	\$94,217.39	\$10,518.56
Kojima, Robert	Regional Planning Manager	\$97,098.42	\$1,533.74
Marlor, David	Director of Local Planning Services	\$111,106.92	\$12,575.16
Milne, Robert	Island Planner	\$93,212.59	\$6,663.54
Richardson, Gary	Island Planner	\$81,307.60	\$5,123.22
Starke, Justine	Island Planner	\$79,876.50	\$8,294.87
Thiel, Carmen	Legislative Services Manager	\$95,434.76	\$3,668.15
Van Bakel, Mark	Manager, Information Systems	\$84,251.97	\$3,982.78
Youmans, Jason	Island Planner	\$80,206.77	\$5,735.21
Zupanec, Sonja	Island Planner	\$81,064.32	\$5,289.03
<b>TOTAL</b>		\$1,490,096.74	\$105,347.05
<b>Consolidate total of other employees with remuneration of \$75,000 or less</b>		\$1,997,206.76	\$108,761.31
<b>TOTAL</b>		<b>\$3,487,303.50</b>	<b>\$214,108.36</b>

### Employer Portion

Canada Pension Plan:	\$132,370.16
Employment Insurance:	52,722.41
Total	<u>\$185,092.57</u>

### RECONCILIATION FOR EMPLOYEE PAYMENTS

Total Remuneration - Employees	\$3,421,650.50
Plus taxable benefits	65,653.00
Subtotal	<u>\$3,487,303.50</u>
Plus non-taxable benefits	745,510.50
Total	<u>\$4,232,814.00</u>

<b>Total per Statement of Revenue &amp; Expenditure - Salaries &amp; Benefits</b>	<u>\$4,232,814.00</u>
Unreconciled Variance	<u>0.00</u>